



# Kentucky High School Athletic Association

2280 Executive Drive ° Lexington, KY 40505 ° www.khsaa.org ° (859)299-5472 (859)293-5999 (fax)

## MEMORANDUM

To: Superintendent, Principal, and Athletic Director  
Allen County - Scottsville County High School

From: Brigid L. DeVries, Commissioner  
Larry Boucher, Assistant Commissioner


Date: July 25, 2006

Subject: 2005-2006 Title IX Annual Report Forms Submission

Enclosed please find a copy of Form T-65, the 2005-2006 KHSAA Title IX Annual Report Submission Status Report. In addition, you may find an attachment with corrected copies of the forms submitted by your school personnel. Please review this information so the forms can be completed accurately in the future.

Also, KHSAA Audit Team Members may have requested resubmission of some of the 2005-2006 Annual Report Forms or need additional information on your athletic programs. Please submit this information by the date requested if this is applicable. Copies and all KHSAA Title IX documents must be kept current and included in your permanent Title IX File at the school. All documents are subject to Open Records Requests.

Should you need any further information, please do not hesitate to call anytime.



**KHSAA TITLE IX  
ANNUAL REPORT SUBMISSION  
STATUS REPORT  
2005-2006**

*KHSAA Form T65  
Revised 8/05*

TO: KHSAA Member School Superintendents, Principals, and Athletic Directors

FROM: Brigid L. DeVries, Commissioner  
Larry Boucher, Assistant Commissioner

DATE: 7/21/2006

School	Allen County -Scottsville	Reviewed by	Fran Edwards
--------	---------------------------	-------------	--------------



The following is a status report regarding the required 2005 - 2006 Title IX Annual Report submission of forms due into the KHSAA office by April 15, 2006. Appropriate KHSAA Audit Team personnel have reviewed these forms and the following is a summary of this review.

I. Checklist of Forms properly submitted in a satisfactory manner:

<b>X</b>	GE 19 (Annual Verification)	<b>X</b>	T-35 (Budget Expenses)
<b>X</b>	T-1 (Summary Program Chart 1)	<b>X</b>	T-36 (Budget Expenses)
<b>X</b>	T-2 (Summary Program Chart 2)	<b>X</b>	T-41 (Checklist – Overall Interscholastic Program)
<b>X</b>	T-3 (Summary Program Chart 3)	<b>X</b>	T-60 (Corrective Action Plan)
<b>X</b>	T-4 (Summary Program Chart 4)	<b>X</b>	T-63 (Interscholastic Survey Results)

II. Status

A.	<b>X</b>	2005 – 2006 Forms are satisfactory and no further information or action is necessary at this time.
B.		Errors have been noted with respect to the following forms:
C.		The following forms were omitted and must be submitted by school representatives:
D.	<b>X</b>	Other Recommendation and Comments: Based on responses to the Interscholastic Athletics Survey, it appears that the feasibility of adding soccer should be explored. It is particularly important that meetings with potential team members be held and minutes kept since attaining the standard for Participation Opportunities Test Three is necessary for Title IX compliance. All discussions regarding this sport should be documented and maintained in the permanent Title IX file. Please review expenditures for athletics. Spending per male athlete is \$669 and spending per female athlete is \$425. A disparity of \$241 is rather large and it would be appropriate to review expenditures and closely monitor spending so that a pattern of inequity is not established.





Kentucky High School Athletic Association

**KENTUCKY HIGH SCHOOL  
ATHLETIC ASSOCIATION**

**TITLE IX**

**MEMBER SCHOOLS  
2005-2006 ANNUAL REPORT  
FORMS**

Submit to KHSAA  
By April 15, 2006





**2005-2006 KENTUCKY HIGH SCHOOL ATHLETIC ASSOCIATION  
ANNUAL VERIFICATION OF TITLE IX PROCEDURES  
(To be submitted by April 15, 2006 along with other required forms)**

KHSAA  
Form GE19  
Rev. 9/05

The Allen County Scottsville\_\_ High School, \_\_\_\_\_ Scottsville \_\_\_\_\_, Kentucky  
(Name of High School) (City)

certifies to the Kentucky High School Athletic Association that the following is an accurate and true representation of the facts surrounding compliance with 20 U.S.C. Sections 1681-1688, et. Seq. (also known as Title IX)

**I certify the following provisions in accordance with records at the school contained in the permanent Title IX file, and to the best of my knowledge have completed the following tasks (All boxes must be checked).**

Established a gender equity committee at the high school. (list committee personnel and provide attachment if necessary)

Name	Address	Phone	Title
See Attachment			

Scheduled a minimum of three meetings during the 2005-2006 school year on the following dates:  
September 27<sup>th</sup>, 2005, February 9<sup>th</sup>, 2006, April 11<sup>th</sup>, 2006

Designated the following person(s) as the Title IX coordinator for the school:

Brian Carter	Athletic Director	P.O. Box 127 Scottsville Ky	270-622-4119
Name	Title	Address	Phone

Designated the following person(s) as the Title IX coordinator for the district:

Jim Brown	District Title IX Coord.	570 Oliver Street Scottsville Ky	270-618-3181
Name	Title	Address	Phone

School personnel are continuing to make periodic reviews of the boys' and girls' athletics program reflected in the Corrective Action Plan.

In addition to the above information, the above referenced school maintains a complete permanent file relative to Title IX records including copies of the self-assessment audit, all corrective action plans, and other related materials.

Greg Sum \_\_\_\_\_ 3-28 \_\_\_\_\_ 2006  
Principal's Signature Date

[Signature] \_\_\_\_\_ [Signature] \_\_\_\_\_  
Superintendent Signature School Board Chairpersons' Signature

*(Send original copy to KHSAA - Maintain duplicate in Title IX school folder)*

**Gender Equity Committee  
2006**

<b>Name</b>	<b>Address</b>	<b>Phone</b>	<b>Title</b>
Jim Brown	2600 Lafayette Road	618-3181	District Title IX
Brian Carter	108 Autumn Way	622-4119	Athletic Director
Megan Spears	Allen Co. Scottsville H.S.	622-4119	Student/Athlete
Derek Harwood	Allen Co. Scottsville H.S.	622-4119	Student/Athlete
Jeff Reese	251 Guy Brown Rd.	622-3831	Football Coach
Scott Stamper	876 Oliver Street	237-5631	Golf Coach
Kari Young	3350 Pea Ridge Rd	622-4462	Volleyball Coach
Scott Shelton	566 Bluegrass Drive	202-9300	Track/Boys Basketball Coach
Garry Dewitt	80 Parker Lane	237-5618	Girls Basketball
Kerry Harwood	717 Oliver Street	237-5492	Baseball Coach
Brad Bonds	420 Guy Brown Rd	618-7989	Softball Coach
Laura Rector	1545 Bowling Green Rd	622-4119	Tennis Coach
Rick Roberts	1545 Bowling Green Rd	622-4119	Cross Country
Jack Wallin	1545 Bowling Green Rd	622-4119	Swim Coach
Tommy Kirby	1113 Trammel Rd	622-7384	Girl Basketball Booster
Danny Marsh	2126 Maysville Rd	622-7180	Boy Basketball Booster
Eric Lindeau	3225 Mitchell Weaver Rd	622-7852	Volleyball Booster
Mike Willoughby	676 Old Buck Creek Rd	622-5826	Football Booster
Mike Huntsman	33 Horseshoe Bend Rd	622-4834	Golf Booster
Grecia Williams	1301 Halfway-Halifax Rd	622-6626	Softball Booster
Roger Weaver	5 Taylor Lane	622-4119	Baseball Booster
Lynne Dieterlen	452 Ray Williams Rd	622-4676	Swim Booster

**2005-2006**  
**ACCOMMODATION OF INTERESTS AND ABILITIES**  
**SUMMARY PROGRAM CHART 1**

KHSAA  
 Form T1  
 Rev. 9/05

**Participation Opportunities Test One**

		(Column 1)	(Column 2)	(Column 3)	(Column 4)
	Program	Enrollment	Percentage of Total Enrollment	Number of Interscholastic Participants (double and triple count)	Percentage of Total Participation
Row 1	GIRLS	499	53.4%	196	46.8%
Row 2	BOYS	434	46.6%	223	53.2%
Row 3	Totals	933	100%	419	100%

Instructions:

\*Number of 8<sup>th</sup> grade students & below used in Column 3 and Column 4 calculations if applicable: 45

- Determine the total number of girls enrolled, (place in Row 1, Column 1). Determine the total number of boys enrolled, (place in Row 2, Column 1).
- Add the total number of girls and boys enrolled to determine total enrollment, (place in Row 3, Column 1).
- Calculate the percentage of total enrollment that is female. (Divide Row 1, Column 1 by row 3, Column 1 and place in Row 1, Column 2.) Calculate the percentage of total enrollment that is male. (Divide Row 2, Column 1 by Row 3, Column 1 and place in Row 2, Column 2.) Note: Row 1, Column 2 plus Row 2, Column 2 should total 100%.
- Ask the head coaches to review the most updated eligibility or squad lists for their teams. Ask coaches to confirm the names of those individuals who are on the team as of the first **date of competition**, and cross out the names of those who were cut from the team or quit the team prior to the first competitive event. Determine the total number of interscholastic athletics participants that are girls, (and place in Row 1, Column 3). In order to determine the total number of athletics participants, an individual should be counted each time he or she participates on a team. For example, if Jane Doe competes on the varsity volleyball team, the junior varsity volleyball team, the junior varsity basketball team, and the varsity softball team, she should be counted as four participants (**do not include club or intramural sports participants, cheerleaders, dance teams, or pom squads**). Calculate the same way for boys and girls. \* In addition, should 8<sup>th</sup> grade students and below play on a Freshman, Junior Varsity, or Varsity team, they should also be counted for each team and sport on which they participate. If applicable, please asterisk the above notation as to how many 8<sup>th</sup> grade students & below are included in the totals. Using the same procedure, determine the total number of interscholastic athletic participants that are boys, (and place in Row 2, Column 3). Add Row 1, Column 3 plus Row 2, Column 3 to get total participants and place in Row 3, Column 3.
- Calculate the percentage of female participation. (Row 1, Column 3 divided by Row 3, Column 3 and place in Row 1, Column 4.) Calculate the percentage of male participation. (Row 2, Column 3 divided by Row 3, Column 3 and place in Row 2, Column 4.) Note: Row 1, Column 4 plus Row 2, Column 4 should total 100%.

Note: While being within three percent is not a formal compliance standard; if the percent listed in Row 1, Column 4 is within 3% of Row 1, Column 2, then it provides a good target within which compliance is likely.

Principal's Signature:  Date: 3-28-06

**2005-2006**  
**ACCOMMODATION OF INTERESTS AND ABILITIES**  
**SUMMARY PROGRAM CHART 2**

KHSAA  
Form T2  
Rev. 9/05

**Participation Opportunities Test Two**

		Column 1	Column 2	Column 3	Column 4	Column 5
<b>Program</b>		<b>Number of Teams Currently Offered</b>	<b>Number of Participants</b>	<b>Number of Teams Added Since the beginning of the 2001-2002 School Year</b>	<b>Number of Participants Added Since the beginning of the 2001-2002 School Year</b>	<b>Percent of Total Participation By Sex Added Since the beginning of the 2001-2002 School Year</b>
<b>GIRLS</b>	<b>Row 1</b>	varsity:	8	111	1	13
	<b>Row 2</b>	j.v.:	5	62	0	0
	<b>Row 3</b>	frosh:	2	23	0	0
	<b>Row 4</b>	<b>total:</b>	<b>15</b>	<b>196</b>	<b>1</b>	<b>13</b>
<b>BOYS</b>	<b>Row 5</b>	varsity:	8	134	1	8
	<b>Row 6</b>	j.v.:	5	66	0	0
	<b>Row 7</b>	frosh:	2	23	0	0
	<b>Row 8</b>	<b>total:</b>	<b>15</b>	<b>223</b>	<b>1</b>	<b>8</b>

- 1) For Column 1, list the number of interscholastic teams offered for girls and boys at each competitive level (varsity, junior varsity, and freshman). For girls, total each of the entries in Rows 1, 2, and 3 into Row 4. For boys, total Rows 5, 6, and 7 into Row 8.
- 2) For Column 2, list the number of participants at each level. For girls, total each of the entries in Rows 1, 2, and 3 into Row 4. For boys, total Rows 5, 6, and 7 into Row 8. **Note:** The totals in Row 4 for girls and in Row 8 for boys must be the same as the totals in Form T-1, Column 3, Rows 1 and 2 respectively.
- 3) For Column 3, list the number of interscholastic teams that have been added in the last five years at each competitive level. Count each team added during the 5 year period only one time. e.g. Girl's junior varsity soccer was added 3 years ago, count the team only once, not 3 times. For girls, total the entries in Rows 1, 2, and 3 into Row 4. For boys, total Rows 5, 6, and 7 into Row 8.
- 4) For Column 4, list the number of participants that are currently on each level of the teams that were added in the last five years. If a team was added previously but no longer exists, there are no current participants to be added for that team. For girls, total the entries in Rows 1, 2, and 3 into Row 4. For boys, total Rows 5, 6, and 7 into Row 8.
- 5) For Column 5, calculate the percentage of participants that have been added in the last five years. For girls, take the number in Column 4, Row 4 and divide by the number in Column 2, Row 4. For boys, take the number in Column 4, Row 8 and divide it by the number in Column 2, Row 8.

Note: If the percentage of current participants added in the last five years is 25% or greater, compliance with test two may be possible. If less than 25%, then compliance with test three should be analyzed. **CAUTION:** 25% is not a formal compliance standard.

Principal's Signature: \_\_\_\_\_

*Meg Dum*


Date: 3-28-06

**2005-2006**  
**ACCOMMODATION OF INTERESTS AND ABILITIES**  
**SUMMARY PROGRAM CHART 3**

**Participation Opportunities Test Three**

**FOR ANY QUESTION ANSWERED "YES" IDENTIFY THE RESPECTIVE SPORT(S).**

	<b>GIRLS</b> (Yes / No)		<b>BOYS</b> (Yes / No)
1. For a sport not currently played at the interscholastic level (varsity, junior varsity, or freshman) in your school, is there an intramural team offered for that sport?	NO		NO
2. For a sport <u>not</u> currently offered in your interscholastic athletics program, is there sufficient interest to form a viable interscholastic team based on participation on an intramural team or community recreation teams?	NO		NO
3. For a sport <u>not</u> currently offered, is there sufficient interest, based on your most recent Student Interest Survey, to form a viable interscholastic team based on student responses from the interscholastic survey? If yes, what sport?	Yes Soccer		Yes Soccer
4. For a sport currently offered at the varsity level only, is there sufficient interest, based on your most recent Student Interest Survey, to form a viable team for a junior varsity or freshman team that is not currently offered?	No		No
5. For a sport currently offered at the junior varsity or freshman level is there sufficient interest, based on your most recent Student Interest Survey, to form a varsity team not currently offered?	No		No
6. If you answered YES to question (1), (2), (3), (4), or (5), are there enough high schools in your geographic area offering the sport (at the appropriate level) to allow for the development of a reasonable schedule of competition?	Yes		Yes

Principal's Signature:  Date: 3-28-06



**2005-2006**  
**ACCOMODATION OF INTERESTS AND ABILITIES**  
**SUMMARY PROGRAM CHART 4**

**Levels of Competition Test One**

		Column 1	Column 2	Column 3
Girls	Team Levels	Number of Teams Currently Offered	Number of Participants	Percentage of Participants at Each Level
Row 1	varsity:	8	111	56.6%
Row 2	j.v.:	5	62	31.6%
Row 3	frosh:	2	23	11.8%
Row 4	total:		196	100%
<b>Boys</b>				
Row 5	varsity:	8	134	60%
Row 6	j.v.:	5	66	30%
Row 7	frosh:	2	23	10%
Row 8	total:		223	100%

- 1) Column 1, list the number of interscholastic teams offered for girls and boys at each competitive level; varsity, junior varsity, and freshman. (Refer to Form T-2, Accommodation of Interests and Abilities, Summary Program Chart 2, Column 1.)
- 2) For Column 2, list the number of participants at each level. For girls, total the entries in Rows 1, 2, and 3 into Row 4. For boys, total the entries in Rows 5, 6, and 7 into Row 8. (Refer to Form T-2, Accommodation of Interests and Abilities, Summary Program Chart 2, Column 2.)
- 3) For Column 3, calculate the percentage of female and male participants at each level.  
For girls' varsity, junior varsity, and frosh, respectively:
  - Divide Column 2, Row 1 by Column 2, Row 4, and place the percentage in Column 3, Row 1.
  - Divide Column 2, Row 2 by Column 2, Row 4, and place the percentage in Column 3, Row 2.
  - Divide Column 2, Row 3 by Column 2, Row 4, and place the percentage in Column 3, Row 3.
  -
 For boys' varsity, junior varsity, and frosh, respectively:
  - Divide Column 2, Row 5 by Column 2, Row 8, and place the percentage in Column 3, Row 5.
  - Divide Column 2, Row 6 by Column 2, Row 8, and place the percentage in Column 3, Row 6.
  - Divide Column 2, Row 7 by Column 2, Row 8, and place the percentage in Column 3, Row 7.

Principal's Signature: Meg Dunn Date: 3-28-06

**2005-2006  
ACTUAL EXPENDITURES - PROGRAM COMPARISON CHART 1  
TO INCLUDE BOOSTER CLUB FUNDING**

	equipment and supplies		travel		awards		coaches' salaries (to include supplemental and extended employment; dollar amount needed)		facilities improvements		publications (if sport-specific)	
	Expenditures		Expenditures		Expenditures		Expenditures		Expenditures		Expenditures	
	School	Booster	School	Booster	School	Booster	School	Booster	School	Booster	School	Booster
G basketball	7103	4211	2557	1700	409	2659	17957	0	2630	0	0	1051
B basketball	8498	5160	4475	2333	429	2088	17857	0	2630	0	0	1051
G softball	2188	6261	2818	2026	0	298	4485	0	3746	0	0	0
B baseball	6914	1916	2214	145	324	455	4485	0	4299	0	0	0
G cross country	803	0	420	0	77	0	915	0	0	0	0	0
B cross country	803	0	420	0	77	0	915	0	0	0	0	0
G golf	860	0	440	331	33	511	1150	0	0	0	0	0
B golf	860	0	440	331	33	511	1150	0	0	0	0	0
G soccer	NA											
B soccer	NA											
G swimming	400	0	215	0	111	0	256	0	0	0	0	0
B swimming	400	0	215	0	111	0	256	0	0	0	0	0

- Total expenditures on T-35 and T-36 on the 2005-2006 year report due by April 15, 2006, should reflect the total monies spent (rounded off to nearest hundred) for the entire school year of 2004-2005 ending June 30, 2005.
- Booster Club Funding/Contributions must be included in the expenditures total.

Principal's Signature: Greg Duran Date: 3-28-06





SCHOOL NAME \_\_\_\_\_

**2005-2006**  
**TITLE IX**

**CORRECTIVE ACTION PLAN**

**DIRECTIONS:**

1. For Column 1, indicate the intended area which needs corrective action in order to achieve gender equity. For Column 2, write the suggested change or activities that will correct the area in need of alteration. For Column 3, include the estimated completion date for the changes or activities.
2. It is possible to attain compliance with Title IX and no longer need "corrective" action. However, the KHSAA strongly encourages compliant schools to identify items for improvement (Column 1), activities to accomplish the improvement (Column 2) and a timetable for completion (Column 3) that will strengthen the athletic program.
3. You may copy this form as needed. Please attach corrective action plans along with audit forms and submit by April 15, 2006.

COLUMN 1	COLUMN 2	COLUMN 3
ITEM FOR CORRECTION/ IMPROVEMENT	SUGGESTED CHANGE/ ACTIVITIES	TIME TABLE FOR CORRECTIVE ACTION/ COMPLETION
Volleyball Locker Room	Add Lockers	July 2007
Volleyball Locker Room	Condense custodial storage to make room for Volleyball equipment in one caged area	June 2006
Weight Room	Add Small Hand Held Weights	Jan. 2006
Weight Room	New facility with locker rooms for both male and female spring sports, universal machines, and more female friendly equipment.	Aug. 2012

Principal's Signature: *Meg Dunn* Date: 3-28-06



**2005-2006 INTERSCHOLASTIC  
ATHLETICS SURVEY**  
Summary of Student Responses

KHSAA  
Form T63  
Rev. 9/05

**School Name:** Allen County Scottsville High School

**School Enrollment:** 933 (SHOULD AGREE WITH FORM T-1)  
3-10-2006

**Date:** \_\_\_\_\_

**Completed By:** Brian Carter

**Instructions:**

1. Summarize the Student Athletics Interest Surveys Form T-61 by listing the total number of responses on the line next to each sport.
2. Under the Other Category please provide a listing of the sports as well as the number of students who are interested in participating.
3. Please sign and date this Summary Form (T-63) and mail this Summary Form only to the KHSAA by April 15, 2006. Do not mail the student surveys (Form T-61). However, these Forms should be maintained in your files in the event they are requested subsequently.

728 Number of Surveys  
650 Total Returned (*A minimum of 80% return is expected*)  
9-11 Grades Surveyed (*Should be grades 9-11 and 8<sup>th</sup> grade if school has a feeder system*)

How Was The Survey Administered? Homerooms  
(e.g. was it given in all English classes, or all home rooms, or advisee/advisor?)

**KHSAA Sanctioned Fall Sports** (*List Total Number of Participation Responses*)

23 Cross Country (Girls)  
22 Cross Country (Boys)  
128 Football (Boys)  
15 Golf (Girls)  
27 Golf (Boys)  
30 Soccer (Girls)  
63 Soccer (Boys)  
64 Volleyball (Girls)

**Winter Sport** (*List Total Number of Participation Responses*)

<u>59</u>	Basketball (Girls)
<u>87</u>	Basketball (Boys)
<u>10</u>	Indoor Track (Girls)
<u>11</u>	Indoor Track (Boys)
<u>42</u>	Swimming & Diving (Girls)
<u>15</u>	Swimming & Diving (Boys)
<u>71</u>	Wrestling (Boys)

**Spring Sport** (*List Total Number of Participation Responses*)

<u>74</u>	Baseball (Boys)
<u>59</u>	Fast Pitch Softball (Girls)
<u>28</u>	Slow Pitch Softball (Girls)
<u>64</u>	Tennis (Girls)
<u>19</u>	Tennis (Boys)
<u>41</u>	Track (Girls)
<u>36</u>	Track (Boys)

**Non-KHSAA Sanctioned Sports** (*From Student Survey T-61 Question 10*)

<u>1</u>	Archery
<u>1</u>	Field Hockey
<u>0</u>	Bowling
<u>1</u>	Boys' Gymnastics
<u>2</u>	Girls' Gymnastics
<u>0</u>	Ice Hockey
<u>0</u>	Boys' Lacrosse
<u>0</u>	Girls' Lacrosse
<u>2</u>	Rifle
<u>3</u>	Rodeo
<u>11</u>	Boys' Volleyball
<u>0</u>	Water Polo
<u>0</u>	Weightlifting

**Number of Students who participate in Intramural Sports**

(*From Student Survey T-61 Question 5*)

<u>Sport</u>	<u>Number</u>
Flag Football	2
Softball	9
Basketball	9
Volleyball	3
Baseball	2

**List Intramural Sports students are interested in adding:**

*(From Student Survey T-61 Question 6)*

<u>Sport</u>	<u>Number</u>
Football	12
Soccer	17
Dance Team	7
Wrestling	10
Paintball	5

**Participation in Non-School Sports Activities**

*(From Student Survey T-61 Question 7)*

<u>Sport</u>	<u>Number</u>
Skateboarding	7
Gymnastics	2
Paintball	6
BMX	2

**Reasons for not participating in interscholastic athletics**

*(From Survey Question 8)*

- 110 I prefer other activities such as band, chorus, etc.
- 123 I don't have time
- 25 The practice schedules and game times are inconvenient
- 61 The sport I like isn't offered
- 24 It's too expensive
- 22 I prefer to participate in club or intramural sports
- 58 Working
- 40 Other:  
Missed signups, no transportation, health reasons

Student Suggestions to encourage participation

Win more, lower prices, pay players, make less serious, shorter and fewer practices, get better coaches, give more information, require it to graduate, wider range of sports

---

---

---

  
Principal's Signature

3-28-06

Date